

Columbia University: Professional Studies

Spring 2022 - SPS General - Course Evaluations




Course: BUSIPS4007_001_2022_1-PROGRAMMINGINJAVA
Instructor: Samuel Sultan *
TA: Christian Revels-Robinson
Response Rate: 5/17 (29.41 %)

1 - What did you learn—in terms of knowledge, skills, or perspectives—in this course? (4,000 character limit)

Response Rate 2/17 (11.76%)

- This is the first time I have systematically accepted the study of computer language. I think this course has given me a very solid foundation and a very deep understanding of concepts.
- I learned the fundamental conceptual and techniques regarding the software programming with Java.

2 - What percentage of the work (including reading) assigned for this course did you complete on schedule?




Response Option	Weight	Frequency	Percent	Percent Responses	Means			
All or almost all	(3)	3	75.00%			2.75		
Most	(2)	1	25.00%					
Some	(1)	0	0.00%					
This question is not applicable	(0)	0	0.00%					
				0 25 50 100	Question			
Response Rate				Mean		STD		Median
4/17 (23.53%)				2.75		0.50		3.00

3 - What is your overall assessment of the course? What are its strengths? In what ways might it be improved? In answering this question, you might address the value of readings and assignments, the structure of the course (including the relationship of sections to lectures), the contribution of the course to your knowledge of the subject matter and to the development of your analytical and reasoning skills, etc. We encourage you to use specific examples where possible. (4,000 characters)




Response Rate 2/17 (11.76%)

- The course structure is very well organized, from easy to difficult process. In the object-oriented chapter, the teacher spent a few weeks with many examples to help us understand and grasp the idea of object-oriented. I think the twice-weekly class schedule is also very reasonable. This class needs to learn a lot of knowledge points, so more class time is necessary, and I even want to attend more classes
- I like the teaching style of the professor, who put efforts to make each lecture productive and interesting.

4 - What is your overall assessment of the course?

Response Option	Weight	Frequency	Percent	Percent Responses	Means			
Excellent	(5)	4	80.00%			4.60		
Very good	(4)	0	0.00%					
Good	(3)	1	20.00%					
Fair	(2)	0	0.00%					
Poor	(1)	0	0.00%					
				0 25 50 100	Question			
Response Rate				Mean		STD		Median
5/17 (29.41%)				4.60		0.89		5.00

5 - Would you recommend this course to another student?

Response Option	Weight	Frequency	Percent	Percent Responses	Means			
Yes, definitely recommend	(5)	4	80.00%			4.60		
Yes, probably recommend	(4)	0	0.00%					
I'm not sure I'd recommend	(3)	1	20.00%					
Probably not recommend	(2)	0	0.00%					
Definitely not recommend	(1)	0	0.00%					
				0 25 50 100	Question			
Response Rate				Mean		STD		Median
5/17 (29.41%)				4.60		0.89		5.00

6 - Please qualify your recommendation if you wish. (4,000 characters)

Response Rate 2/17 (11.76%)

- I have a very deep understanding of the underlying architecture of java language and even computer language, I used to know how to use it, but now I know how it works and why. This is very helpful for future development
- I strongly recommend this course to students who wish to learn more about programming in Java.

Columbia University: Professional Studies

Spring 2022 - SPS General - Course Evaluations

Course: BUSIPS4007_001_2022_1-PROGRAMMINGINJAVA
Instructor: Samuel Sultan *
TA: Christian Revels-Robinson
Response Rate: 5/17 (29.41 %)

7 - How does the workload in this course compare to Columbia courses with a similar structure (e.g. a lecture, seminar, laboratory, or language course)?

Response Option	Weight	Frequency	Percent	Percent Responses	Means			
Much heavier workload	(5)	2	40.00%					
Heavier workload	(4)	1	20.00%					
Similar workload	(3)	2	40.00%					
Lighter workload	(2)	0	0.00%					
Much lighter workload	(1)	0	0.00%					
No basis for comparison	(0)	0	0.00%					
				0 25 50 100	Question			
Response Rate				Mean		STD		Median
5/17 (29.41%)				4.00		1.00		4.00

8 - How many hours a week did you devote to this course? (Note: Please include all time spent on this class including class time, discussion sections, readings, assignments, studying, etc.) (4,000 characters)

Response Rate	2/17 (11.76%)
<ul style="list-style-type: none"> • 8 • 10 hours. 	

9 - The learning goals and structure of the course were made apparent to me.

Response Option	Weight	Frequency	Percent	Percent Responses	Means			
Strongly agree	(5)	4	80.00%					
Agree	(4)	1	20.00%					
Uncertain	(3)	0	0.00%					
Disagree	(2)	0	0.00%					
Strongly disagree	(1)	0	0.00%					
				0 25 50 100	Question			
Response Rate				Mean		STD		Median
5/17 (29.41%)				4.80		0.45		5.00

10 - The course materials (readings, videos, handouts) helped me to achieve the course's learning goals.

Response Option	Weight	Frequency	Percent	Percent Responses	Means			
Strongly agree	(5)	4	80.00%					
Agree	(4)	1	20.00%					
Uncertain	(3)	0	0.00%					
Disagree	(2)	0	0.00%					
Strongly disagree	(1)	0	0.00%					
				0 25 50 100	Question			
Response Rate				Mean		STD		Median
5/17 (29.41%)				4.80		0.45		5.00

11 - The learning activities (discussions, live sessions, projects, group work) helped me to achieve the course's learning goals.

Response Option	Weight	Frequency	Percent	Percent Responses	Means			
Strongly agree	(5)	4	80.00%					
Agree	(4)	0	0.00%					
Uncertain	(3)	1	20.00%					
Disagree	(2)	0	0.00%					
Strongly disagree	(1)	0	0.00%					
				0 25 50 100	Question			
Response Rate				Mean		STD		Median
5/17 (29.41%)				4.60		0.89		5.00

Columbia University: Professional Studies

Spring 2022 - SPS General - Course Evaluations

Course: BUSIPS4007_001_2022_1-PROGRAMMINGINJAVA
Instructor: Samuel Sultan *
TA: Christian Revels-Robinson
Response Rate: 5/17 (29.41 %)

12 - Course assignments (exams, quizzes, papers) helped me to achieve the course's learning goals.

Response Option	Weight	Frequency	Percent	Percent Responses	Means			
Strongly agree	(5)	4	80.00%			4.80		
Agree	(4)	1	20.00%					
Uncertain	(3)	0	0.00%					
Disagree	(2)	0	0.00%					
Strongly disagree	(1)	0	0.00%					
				0 25 50 100	Question			
Response Rate				Mean		STD		Median
5/17 (29.41%)				4.80		0.45		5.00

13 - The course website helped me to achieve the course's learning goals.

Response Option	Weight	Frequency	Percent	Percent Responses	Means			
Strongly agree	(5)	5	100.00%			5.00		
Agree	(4)	0	0.00%					
Uncertain	(3)	0	0.00%					
Disagree	(2)	0	0.00%					
Strongly disagree	(1)	0	0.00%					
				0 25 50 100	Question			
Response Rate				Mean		STD		Median
5/17 (29.41%)				5.00		0.00		5.00

14 - Please provide any additional feedback concerning the course's technologies. (4,000 characters)

Response Rate		2/17 (11.76%)
<ul style="list-style-type: none"> Pretty good course structure. And the professor will also demonstrate the operation of the code to help understand The technologies work fine on me, and there is no further suggestions yet. 		

15 - My academic and/or professional background prepared me well for this course's requirements.

Response Option	Weight	Frequency	Percent	Percent Responses	Means			
Strongly agree	(5)	3	60.00%			4.40		
Agree	(4)	1	20.00%					
Uncertain	(3)	1	20.00%					
Disagree	(2)	0	0.00%					
Strongly disagree	(1)	0	0.00%					
				0 25 50 100	Question			
Response Rate				Mean		STD		Median
5/17 (29.41%)				4.40		0.89		5.00

16 - I am able to apply what I learned to my professional practice.

Response Option	Weight	Frequency	Percent	Percent Responses	Means			
Strongly agree	(5)	4	80.00%			4.60		
Agree	(4)	0	0.00%					
Uncertain	(3)	1	20.00%					
Disagree	(2)	0	0.00%					
Strongly disagree	(1)	0	0.00%					
				0 25 50 100	Question			
Response Rate				Mean		STD		Median
5/17 (29.41%)				4.60		0.89		5.00

Columbia University: Professional Studies

Spring 2022 - SPS General - Course Evaluations



Course: BUSIPS4007_001_2022_1-PROGRAMMINGINJAVA
Instructor: Samuel Sultan *
TA: Christian Revels-Robinson
Response Rate: 5/17 (29.41 %)

17 - Please evaluate each faculty instructor. What are Samuel Sultan's strengths? In what ways might his or her teaching be improved? In answering this question, you might address the clarity of the lectures or presentations and their relationship to the other elements of the course, the ability of the instructor to generate enthusiasm and facilitate discussion, the quality of feedback, availability, the timeliness of the return of assignments, etc. (4,000 characters) -



Response Rate 2/17 (11.76%)

- Professor Samuel Sultan is one of the best teachers I have encountered in my student life. At the beginning of the semester, I hesitated for a long time about whether I should take this class or not. But after I listened to Samuel's class twice, I was impressed by his humorous teaching style and his attitude towards academics. Choosing to take his class was the best decision I made. The professor is really like everyone actively participating in the class, he will tell a lot of interesting stories, and even 'show' how java works in the class, which makes me understand the knowledge points very well. Although I am not a very articulate student, I can sense that the professor wants everyone to be actively involved. Each assignment is carefully choreographed not particularly difficult but also takes a long time to conceive. When I have a problem, he is always patient and very organized to help me with my questions, and responds to emails promptly. He wants every student to keep up with the progress. When a student is distracted, he will always help the student to refocus in the class, which is something that most university professors can't do now. He really cares about the students. , I strongly push that professors can teach a few more new courses.
- Professor Sultan makes his class interesting to learn and he provides the useful learning resources for a better understanding of Java.



18 - What is your overall assessment of the effectiveness of Samuel Sultan? -

Response Option	Weight	Frequency	Percent	Percent Responses	Means			
Excellent	(5)	4	80.00%			4.80		
Very good	(4)	1	20.00%					
Good	(3)	0	0.00%					
Fair	(2)	0	0.00%					
Poor	(1)	0	0.00%					
				0 25 50 100	Question			
Response Rate				Mean	STD	Median		
5/17 (29.41%)				4.80	0.45	5.00		

19 - Samuel Sultan's teaching methods helped me achieve the course's learning goals. -

Response Option	Weight	Frequency	Percent	Percent Responses	Means			
Strongly agree	(5)	3	60.00%			4.60		
Agree	(4)	2	40.00%					
Uncertain	(3)	0	0.00%					
Disagree	(2)	0	0.00%					
Strongly disagree	(1)	0	0.00%					
				0 25 50 100	Question			
Response Rate				Mean	STD	Median		
5/17 (29.41%)				4.60	0.55	5.00		

20 - Samuel Sultan was knowledgeable in the subject area. -

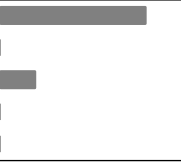

Response Option	Weight	Frequency	Percent	Percent Responses	Means			
Strongly agree	(5)	4	80.00%			4.80		
Agree	(4)	1	20.00%					
Uncertain	(3)	0	0.00%					
Disagree	(2)	0	0.00%					
Strongly disagree	(1)	0	0.00%					
				0 25 50 100	Question			
Response Rate				Mean	STD	Median		
5/17 (29.41%)				4.80	0.45	5.00		

Columbia University: Professional Studies



Spring 2022 - SPS General - Course Evaluations

Course: BUSIPS4007_001_2022_1-PROGRAMMINGINJAVA
Instructor: Samuel Sultan *
TA: Christian Revels-Robinson
Response Rate: 5/17 (29.41 %)



21 - Samuel Sultan encouraged useful participation and collaboration with fellow students through discussion and other activities. -

Response Option	Weight	Frequency	Percent	Percent Responses	Means			
Strongly agree	(5)	4	80.00%			4.60		
Agree	(4)	0	0.00%					
Uncertain	(3)	1	20.00%					
Disagree	(2)	0	0.00%					
Strongly disagree	(1)	0	0.00%					
				0 25 50 100	Question			
Response Rate				Mean		STD		Median
5/17 (29.41%)				4.60		0.89		5.00



22 - I understood how Samuel Sultan graded my assignments. -

Response Option	Weight	Frequency	Percent	Percent Responses	Means			
Strongly agree	(5)	4	80.00%			4.80		
Agree	(4)	1	20.00%					
Uncertain	(3)	0	0.00%					
Disagree	(2)	0	0.00%					
Strongly disagree	(1)	0	0.00%					
				0 25 50 100	Question			
Response Rate				Mean		STD		Median
5/17 (29.41%)				4.80		0.45		5.00

23 - Samuel Sultan provided timely and useful feedback on my assignments. -

Response Option	Weight	Frequency	Percent	Percent Responses	Means			
Strongly agree	(5)	4	80.00%			4.80		
Agree	(4)	1	20.00%					
Uncertain	(3)	0	0.00%					
Disagree	(2)	0	0.00%					
Strongly disagree	(1)	0	0.00%					
				0 25 50 100	Question			
Response Rate				Mean		STD		Median
5/17 (29.41%)				4.80		0.45		5.00

24 - Samuel Sultan was available via email and/or office hours for one-on-one consultation. -

Response Option	Weight	Frequency	Percent	Percent Responses	Means			
Strongly agree	(5)	5	100.00%			5.00		
Agree	(4)	0	0.00%					
Uncertain	(3)	0	0.00%					
Disagree	(2)	0	0.00%					
Strongly disagree	(1)	0	0.00%					
				0 25 50 100	Question			
Response Rate				Mean		STD		Median
5/17 (29.41%)				5.00		0.00		5.00

25 - What are the strengths and weaknesses of Christian Revels-Robinson, your teaching associate (discussion section leader, lab section leader, grader, or other assistant) as an instructor, and how might his or her teaching be improved?

Response Rate		2/17 (11.76%)
<ul style="list-style-type: none"> • Christian is a very careful and serious ta, and it is really hard to grade the homework after reading a lot of code every time. • I appreciate it for the help during the office hour, given by Christian. 		

Columbia University: Professional Studies

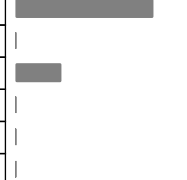

Spring 2022 - SPS General - Course Evaluations

Course: BUSIPS4007_001_2022_1-PROGRAMMINGINJAVA

Instructor: Samuel Sultan *

TA: Christian Revels-Robinson

Response Rate: 5/17 (29.41 %)

26 - What is your overall assessment of the effectiveness of the teaching associate, Christian Revels-Robinson?										
Response Option	Weight	Frequency	Percent	Percent Responses	Means					
Excellent	(5)	3	75.00%							
Very Good	(4)	0	0.00%							
Good	(3)	1	25.00%							
Fair	(2)	0	0.00%							
Poor	(1)	0	0.00%							
No basis for comment	(0)	0	0.00%							
				0	25	50	100	Question		
Response Rate				Mean		STD		Median		
4/17 (23.53%)				4.50		1.00		5.00		