

Columbia University: Professional Studies
Summer 2023 - SPS General - Course Evaluations

Course: BUSIPS4007_001_2023_2 - PROGRAMMING IN JAVA : Samuel Sultan
Instructor: Samuel Sultan *
Response Rate: 4/10 (40.00 %)

1 - What did you learn—in terms of knowledge, skills, or perspectives—in this course? (4,000 character limit)	
Response Rate	0/10 (0%)

2 - What percentage of the work (including reading) assigned for this course did you complete on schedule?					
Response Option	Weight	Frequency	Percent	Percent Responses	Means
All or almost all	(3)	4	100.00%		3.00
Most	(2)	0	0.00%		
Some	(1)	0	0.00%		
This question is not applicable	(0)	0	0.00%		
				0 25 50 100	Question
Response Rate			Mean	STD	Median
4/10 (40.00%)			3.00	0.00	3.00

3 - What is your overall assessment of the course? What are its strengths? In what ways might it be improved? In answering this question, you might address the value of readings and assignments, the structure of the course (including the relationship of sections to lectures), the contribution of the course to your knowledge of the subject matter and to the development of your analytical and reasoning skills, etc. We encourage you to use specific examples where possible. (4,000 characters)	
Response Rate	0/10 (0%)

4 - What is your overall assessment of the course?					
Response Option	Weight	Frequency	Percent	Percent Responses	Means
Excellent	(5)	3	75.00%		4.75
Very good	(4)	1	25.00%		
Good	(3)	0	0.00%		
Fair	(2)	0	0.00%		
Poor	(1)	0	0.00%		
				0 25 50 100	Question
Response Rate			Mean	STD	Median
4/10 (40.00%)			4.75	0.50	5.00

5 - Would you recommend this course to another student?					
Response Option	Weight	Frequency	Percent	Percent Responses	Means
Yes, definitely recommend	(5)	3	75.00%		4.75
Yes, probably recommend	(4)	1	25.00%		
I'm not sure I'd recommend	(3)	0	0.00%		
Probably not recommend	(2)	0	0.00%		
Definitely not recommend	(1)	0	0.00%		
				0 25 50 100	Question
Response Rate			Mean	STD	Median
4/10 (40.00%)			4.75	0.50	5.00

6 - Please qualify your recommendation if you wish. (4,000 characters)	
Response Rate	0/10 (0%)

Columbia University: Professional Studies
Summer 2023 - SPS General - Course Evaluations

Course: BUSIPS4007_001_2023_2 - PROGRAMMING IN JAVA : Samuel Sultan
Instructor: Samuel Sultan *
Response Rate: 4/10 (40.00 %)

7 - How does the workload in this course compare to Columbia courses with a similar structure (e.g. a lecture, seminar, laboratory, or language course)?					
Response Option	Weight	Frequency	Percent	Percent Responses	Means
Much heavier workload	(5)	0	0.00%		3.00
Heavier workload	(4)	0	0.00%		
Similar workload	(3)	4	100.00%		
Lighter workload	(2)	0	0.00%		
Much lighter workload	(1)	0	0.00%		
No basis for comparison	(0)	0	0.00%		
				0 25 50 100	Question
Response Rate			Mean	STD	Median
4/10 (40.00%)			3.00	0.00	3.00

8 - How many hours a week did you devote to this course? (Note: Please include all time spent on this class including class time, discussion sections, readings, assignments, studying, etc.) (4,000 characters)	
Response Rate	0/10 (0%)


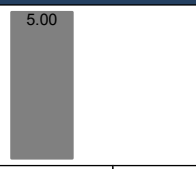



9 - The learning goals and structure of the course were made apparent to me.					
Response Option	Weight	Frequency	Percent	Percent Responses	Means
Strongly agree	(5)	4	100.00%		5.00
Agree	(4)	0	0.00%		
Uncertain	(3)	0	0.00%		
Disagree	(2)	0	0.00%		
Strongly disagree	(1)	0	0.00%		
				0 25 50 100	Question
Response Rate			Mean	STD	Median
4/10 (40.00%)			5.00	0.00	5.00






10 - The course materials (readings, videos, handouts) helped me to achieve the course's learning goals.					
Response Option	Weight	Frequency	Percent	Percent Responses	Means
Strongly agree	(5)	4	100.00%		5.00
Agree	(4)	0	0.00%		
Uncertain	(3)	0	0.00%		
Disagree	(2)	0	0.00%		
Strongly disagree	(1)	0	0.00%		
				0 25 50 100	Question
Response Rate			Mean	STD	Median
4/10 (40.00%)			5.00	0.00	5.00

11 - The learning activities (discussions, live sessions, projects, group work) helped me to achieve the course's learning goals.					
Response Option	Weight	Frequency	Percent	Percent Responses	Means
Strongly agree	(5)	4	100.00%		5.00
Agree	(4)	0	0.00%		
Uncertain	(3)	0	0.00%		
Disagree	(2)	0	0.00%		
Strongly disagree	(1)	0	0.00%		
				0 25 50 100	Question
Response Rate			Mean	STD	Median
4/10 (40.00%)			5.00	0.00	5.00






Columbia University: Professional Studies
Summer 2023 - SPS General - Course Evaluations






Course: BUSIPS4007_001_2023_2 - PROGRAMMING IN JAVA : Samuel Sultan
Instructor: Samuel Sultan *
Response Rate: 4/10 (40.00 %)

12 - Course assignments (exams, quizzes, papers) helped me to achieve the course's learning goals.									
Response Option	Weight	Frequency	Percent	Percent Responses	Means				
Strongly agree	(5)	4	100.00%		5.00				
Agree	(4)	0	0.00%						
Uncertain	(3)	0	0.00%						
Disagree	(2)	0	0.00%						
Strongly disagree	(1)	0	0.00%						
				0	25	50	100	Question	
Response Rate				Mean		STD		Median	
4/10 (40.00%)				5.00		0.00		5.00	

13 - The course website helped me to achieve the course's learning goals.									
Response Option	Weight	Frequency	Percent	Percent Responses	Means				
Strongly agree	(5)	4	100.00%		5.00				
Agree	(4)	0	0.00%						
Uncertain	(3)	0	0.00%						
Disagree	(2)	0	0.00%						
Strongly disagree	(1)	0	0.00%						
				0	25	50	100	Question	
Response Rate				Mean		STD		Median	
4/10 (40.00%)				5.00		0.00		5.00	

14 - Please provide any additional feedback concerning the course's technologies. (4,000 characters)									
Response Rate		1/10 (10%)							
<ul style="list-style-type: none"> The instructor's dedication to creating a rich learning environment for Java is evident through the provision of tailored resources. Instead of relying on generic content, he goes the extra mile to curate and produce notes and web content himself. 									

15 - My academic and/or professional background prepared me well for this course's requirements.									
Response Option	Weight	Frequency	Percent	Percent Responses	Means				
Strongly agree	(5)	4	100.00%		5.00				
Agree	(4)	0	0.00%						
Uncertain	(3)	0	0.00%						
Disagree	(2)	0	0.00%						
Strongly disagree	(1)	0	0.00%						
				0	25	50	100	Question	
Response Rate				Mean		STD		Median	
4/10 (40.00%)				5.00		0.00		5.00	

16 - I am able to apply what I learned to my professional practice.									
Response Option	Weight	Frequency	Percent	Percent Responses	Means				
Strongly agree	(5)	4	100.00%		5.00				
Agree	(4)	0	0.00%						
Uncertain	(3)	0	0.00%						
Disagree	(2)	0	0.00%						
Strongly disagree	(1)	0	0.00%						
				0	25	50	100	Question	
Response Rate				Mean		STD		Median	
4/10 (40.00%)				5.00		0.00		5.00	

Columbia University: Professional Studies
Summer 2023 - SPS General - Course Evaluations

Course: BUSIPS4007_001_2023_2 - PROGRAMMING IN JAVA : Samuel Sultan
Instructor: Samuel Sultan *
Response Rate: 4/10 (40.00 %)

17 - Please evaluate each faculty instructor. What are Samuel Sultan's strengths? In what ways might his or her teaching be improved? In answering this question, you might address the clarity of the lectures or presentations and their relationship to the other elements of the course, the ability of the instructor to generate enthusiasm and facilitate discussion, the quality of feedback, availability, the timeliness of the return of assignments, etc. (4,000 characters) -

Response Rate	1/10 (10%)
• Samuel Sultan stands out as a professor whose passion for teaching is palpable in every class session.	

18 - What is your overall assessment of the effectiveness of Samuel Sultan? -

Response Option	Weight	Frequency	Percent	Percent Responses	Means	
Excellent	(5)	4	100.00%		5.00	
Very good	(4)	0	0.00%			
Good	(3)	0	0.00%			
Fair	(2)	0	0.00%			
Poor	(1)	0	0.00%			
				0 25 50 100	Question	
Response Rate				Mean	STD	Median
4/10 (40.00%)				5.00	0.00	5.00

19 - Samuel Sultan's teaching methods helped me achieve the course's learning goals. -

Response Option	Weight	Frequency	Percent	Percent Responses	Means	
Strongly agree	(5)	4	100.00%		5.00	
Agree	(4)	0	0.00%			
Uncertain	(3)	0	0.00%			
Disagree	(2)	0	0.00%			
Strongly disagree	(1)	0	0.00%			
				0 25 50 100	Question	
Response Rate				Mean	STD	Median
4/10 (40.00%)				5.00	0.00	5.00

20 - Samuel Sultan was knowledgeable in the subject area. -

Response Option	Weight	Frequency	Percent	Percent Responses	Means	
Strongly agree	(5)	4	100.00%		5.00	
Agree	(4)	0	0.00%			
Uncertain	(3)	0	0.00%			
Disagree	(2)	0	0.00%			
Strongly disagree	(1)	0	0.00%			
				0 25 50 100	Question	
Response Rate				Mean	STD	Median
4/10 (40.00%)				5.00	0.00	5.00

21 - Samuel Sultan encouraged useful participation and collaboration with fellow students through discussion and other activities. -

Response Option	Weight	Frequency	Percent	Percent Responses	Means	
Strongly agree	(5)	4	100.00%		5.00	
Agree	(4)	0	0.00%			
Uncertain	(3)	0	0.00%			
Disagree	(2)	0	0.00%			
Strongly disagree	(1)	0	0.00%			
				0 25 50 100	Question	
Response Rate				Mean	STD	Median
4/10 (40.00%)				5.00	0.00	5.00

Columbia University: Professional Studies
Summer 2023 - SPS General - Course Evaluations

Course: BUSIPS4007_001_2023_2 - PROGRAMMING IN JAVA : Samuel Sultan
Instructor: Samuel Sultan *
Response Rate: 4/10 (40.00 %)

22 - I understood how Samuel Sultan graded my assignments. -

Response Option	Weight	Frequency	Percent	Percent Responses	Means				
Strongly agree	(5)	4	100.00%						
Agree	(4)	0	0.00%						
Uncertain	(3)	0	0.00%						
Disagree	(2)	0	0.00%						
Strongly disagree	(1)	0	0.00%						
				0 25 50 100	Question				
Response Rate				Mean	STD		Median		
4/10 (40.00%)				5.00	0.00		5.00		

23 - Samuel Sultan provided timely and useful feedback on my assignments. -

Response Option	Weight	Frequency	Percent	Percent Responses	Means				
Strongly agree	(5)	4	100.00%						
Agree	(4)	0	0.00%						
Uncertain	(3)	0	0.00%						
Disagree	(2)	0	0.00%						
Strongly disagree	(1)	0	0.00%						
				0 25 50 100	Question				
Response Rate				Mean	STD		Median		
4/10 (40.00%)				5.00	0.00		5.00		

24 - Samuel Sultan was available via email and/or office hours for one-on-one consultation. -

Response Option	Weight	Frequency	Percent	Percent Responses	Means				
Strongly agree	(5)	3	75.00%						
Agree	(4)	1	25.00%						
Uncertain	(3)	0	0.00%						
Disagree	(2)	0	0.00%						
Strongly disagree	(1)	0	0.00%						
				0 25 50 100	Question				
Response Rate				Mean	STD		Median		
4/10 (40.00%)				4.75	0.50		5.00		

25 - What are the strengths and weaknesses of , your teaching associate (discussion section leader, lab section leader, grader, or other assistant) as an instructor, and how might his or her teaching be improved?

Response Rate	0/10 (0%)
----------------------	-----------

26 - What is your overall assessment of the effectiveness of the teaching associate, ?

Response Option	Weight	Frequency	Percent	Percent Responses	Means				
Excellent	(5)	0	0.00%						
Very Good	(4)	0	0.00%						
Good	(3)	0	0.00%						
Fair	(2)	0	0.00%						
Poor	(1)	0	0.00%						
No basis for comment	(0)	0	0.00%						
				0 25 50 100	Question				
Response Rate				Mean	STD		Median		
0/10 (0.00%)				0.00	0.00		0.00		