

Columbia University: Professional Studies

Fall 2018 - SPS MS - Course Evaluations

Course: BUSIPS4007_001_2018_3-PROGRAMMINGINJAVA
Instructor: Samuel Sultan *
TA: Laura Kunstler,Fernando Martin Uribe Quispe
Response Rate: 18/29 (62.07 %)

1 - What did you learn—in terms of knowledge, skills, or perspectives—in this course? (4,000 character limit)

Response Rate 9/29 (31.03%)

- I learnt how to write Java code and use Java programs.
- Almost everything on the syllabus: Be able to differentiate between Procedural vs. Object Oriented programming style. Understand and work with the various Java Data Types Obtain a solid understanding of how to control program flow Master the use of conditional processing, loops & iterations, and method creation and calls Gain knowledge of Objects and Classes Learn how abstraction, encapsulation, inheritance and polymorphism work Create method overriding and overloading to enhance your Object Oriented coding techniques Appreciate Java Exception handling paradigm Work with input and output files and streams Obtain an initial learning of Swing graphical user interface
- Basic to intermediate concepts of Java. Foundational concepts related to computer architecture (e.g. memory representation of binary operating systems).
- Basic knowledge in java
- The basics of Java programming
- Building JAVA program. A great perspective into Object Oriented Language.
- java basics
- I truly learned new skills, new topics, new languages, and was able to develop a skill set that will allow me to get into any other programming language. It was very foundational and complete course. The methodology of the professor was the right approach for all the students attending the course. Also the material provided was excellent and well structured.
- In this course, I learned a lot about java and the intro to computer programming.

2 - What percentage of the work (including reading) assigned for this course did you complete on schedule?

Response Option	Weight	Frequency	Percent	Percent Responses	Means			
All or almost all	(3)	13	76.47%					
Most	(2)	2	11.76%					
Some	(1)	2	11.76%					
This question is not applicable	(0)	0	0.00%					
				0 25 50 100	Question			
Response Rate				Mean		STD		Median
17/29 (58.62%)				2.65		0.70		3.00

3 - What is your overall assessment of the course? What are its strengths? In what ways might it be improved? In answering this question, you might address the value of readings and assignments, the structure of the course (including the relationship of sections to lectures), the contribution of the course to your knowledge of the subject matter and to the development of your analytical and reasoning skills, etc. We encourage you to use specific examples where possible. (4,000 characters)

Response Rate 9/29 (31.03%)

- Excellent teacher and excellent class materials. The teacher is extremely good at explaining.
- Excellent! Very useful and helped students with 0 backgrounds of programming learning JAVA well. Every assignments matched what we learned at class. The course is well-planned and helped me build a specific structure of JAVA.
- The instructor, Samuel Sultan, presented the material in a very clear and concise manner. Many other professors often skip over the foundational concepts, but Professor Sultan consistently interweaves foundations with Java learning. Additionally, the professor assigns projects and homework assignments that stress specific development concepts taught in the preceding week; allowing students to get a better grasp of Java.
- Fair workload
- Nice structure and clear notes
- Great, though the pace of teaching is a bit slower for me, but it would be perfect for someone who has not programmed Java before.And the professor has great passion in his teaching.
- good, too many theory less practicals
- There was actually very little programming done in the course. In other words there weren't that many homework assignments where we could demonstrate what we were learning, or not, throughout the course. I think the midterm and exams could be reformatted to be consistent with Canvas. It's hard to take an exam in a word document. Why not just put it on Canvas?
- Strengths: this course is very well structured. Improvements: I believe this course could be taught in a faster pace.

4 - What is your overall assessment of the course?

Response Option	Weight	Frequency	Percent	Percent Responses	Means			
Excellent	(5)	9	50.00%					
Very good	(4)	4	22.22%					
Good	(3)	4	22.22%					
Fair	(2)	1	5.56%					
Poor	(1)	0	0.00%					
				0 25 50 100	Question			
Response Rate				Mean		STD		Median
18/29 (62.07%)				4.17		0.99		4.50

Columbia University: Professional Studies

Fall 2018 - SPS MS - Course Evaluations

Course: BUSIPS4007_001_2018_3-PROGRAMMINGINJAVA
Instructor: Samuel Sultan *
TA: Laura Kunstler,Fernando Martin Uribe Quispe
Response Rate: 18/29 (62.07 %)

5 - Would you recommend this course to another student?

Response Option	Weight	Frequency	Percent	Percent Responses	Means			
Yes, definitely recommend	(5)	7	38.89%					
Yes, probably recommend	(4)	6	33.33%					
I'm not sure I'd recommend	(3)	5	27.78%					
Probably not recommend	(2)	0	0.00%					
Definitely not recommend	(1)	0	0.00%					
				0 25 50 100	Question			
Response Rate				Mean		STD		Median
18/29 (62.07%)				4.11		0.83		4.00

6 - Please qualify your recommendation if you wish. (4,000 characters)

Response Rate	4/29 (13.79%)
<ul style="list-style-type: none"> • Professor is great and he has a lot passion in his teaching. Also very patient. The course content can really bring you a deep perspective into Java. • ?? • The second half of the course lost me a little bit. As the topics became more complex I think the professor could have explained them better by spending less time on simple examples and more time on the complicated ones. The last homework assignment completely lost me and made me doubt whether I had learned anything at all throughout the entire course. • n/a 	

7 - How does the workload in this course compare to Columbia courses with a similar structure (e.g. a lecture, seminar, laboratory, or language course)?

Response Option	Weight	Frequency	Percent	Percent Responses	Means			
Much heavier workload	(5)	0	0.00%					
Heavier workload	(4)	6	33.33%					
Similar workload	(3)	9	50.00%					
Lighter workload	(2)	1	5.56%					
Much lighter workload	(1)	1	5.56%					
No basis for comparison	(0)	1	5.56%					
				0 25 50 100	Question			
Response Rate				Mean		STD		Median
18/29 (62.07%)				3.18		0.81		3.00

8 - How many hours a week did you devote to this course? (Note: Please include all time spent on this class including class time, discussion sections, readings, assignments, studying, etc.) (4,000 characters)




Response Rate	7/29 (24.14%)
<ul style="list-style-type: none"> • 5 • over 20 hours • around 10 hours • 10-11 • 180 • 8 • Approximately 8 hours per week. 	

Columbia University: Professional Studies





Fall 2018 - SPS MS - Course Evaluations

Course: BUSIPS4007_001_2018_3-PROGRAMMINGINJAVA
Instructor: Samuel Sultan *
TA: Laura Kunstler,Fernando Martin Uribe Quispe
Response Rate: 18/29 (62.07 %)






9 - The learning goals and structure of the course were made apparent to me.

Response Option	Weight	Frequency	Percent	Percent Responses	Means			
Strongly agree	(5)	11	61.11%			4.61		
Agree	(4)	7	38.89%					
Uncertain	(3)	0	0.00%					
Disagree	(2)	0	0.00%					
Strongly disagree	(1)	0	0.00%					
				0 25 50 100	Question			
Response Rate				Mean		STD		Median
18/29 (62.07%)				4.61		0.50		5.00






10 - The course materials (readings, videos, handouts) helped me to achieve the course's learning goals.

Response Option	Weight	Frequency	Percent	Percent Responses	Means			
Strongly agree	(5)	10	55.56%			4.50		
Agree	(4)	7	38.89%					
Uncertain	(3)	1	5.56%					
Disagree	(2)	0	0.00%					
Strongly disagree	(1)	0	0.00%					
				0 25 50 100	Question			
Response Rate				Mean		STD		Median
18/29 (62.07%)				4.50		0.62		5.00

11 - The learning activities (discussions, live sessions, projects, group work) helped me to achieve the course's learning goals.

Response Option	Weight	Frequency	Percent	Percent Responses	Means			
Strongly agree	(5)	8	44.44%			4.28		
Agree	(4)	8	44.44%					
Uncertain	(3)	1	5.56%					
Disagree	(2)	1	5.56%					
Strongly disagree	(1)	0	0.00%					
				0 25 50 100	Question			
Response Rate				Mean		STD		Median
18/29 (62.07%)				4.28		0.83		4.00

12 - Course assignments (exams, quizzes, papers) helped me to achieve the course's learning goals.





Response Option	Weight	Frequency	Percent	Percent Responses	Means			
Strongly agree	(5)	9	50.00%			4.33		
Agree	(4)	7	38.89%					
Uncertain	(3)	1	5.56%					
Disagree	(2)	1	5.56%					
Strongly disagree	(1)	0	0.00%					
				0 25 50 100	Question			
Response Rate				Mean		STD		Median
18/29 (62.07%)				4.33		0.84		4.50

Columbia University: Professional Studies

Fall 2018 - SPS MS - Course Evaluations

Course: BUSIPS4007_001_2018_3-PROGRAMMINGINJAVA
Instructor: Samuel Sultan *
TA: Laura Kunstler,Fernando Martin Uribe Quispe
Response Rate: 18/29 (62.07 %)






13 - The course website helped me to achieve the course's learning goals.

Response Option	Weight	Frequency	Percent	Percent Responses	Means			
Strongly agree	(5)	10	55.56%			4.50		
Agree	(4)	7	38.89%					
Uncertain	(3)	1	5.56%					
Disagree	(2)	0	0.00%					
Strongly disagree	(1)	0	0.00%					
				0 25 50 100	Question			
Response Rate				Mean		STD		Median
18/29 (62.07%)				4.50		0.62		5.00





14 - Please provide any additional feedback concerning the course's technologies. (4,000 characters)

Response Rate	4/29 (13.79%)
<ul style="list-style-type: none"> • website is very nice • okay • Maybe try to integrate some features of his personal website with Canvas if this course is going to continue to be taught at Columbia. • n/a 	

15 - My academic and/or professional background prepared me well for this course's requirements.

Response Option	Weight	Frequency	Percent	Percent Responses	Means			
Strongly agree	(5)	8	44.44%			4.22		
Agree	(4)	7	38.89%					
Uncertain	(3)	2	11.11%					
Disagree	(2)	1	5.56%					
Strongly disagree	(1)	0	0.00%					
				0 25 50 100	Question			
Response Rate				Mean		STD		Median
18/29 (62.07%)				4.22		0.88		4.00

16 - I am able to apply what I learned to my professional practice.

Response Option	Weight	Frequency	Percent	Percent Responses	Means			
Strongly agree	(5)	7	38.89%			4.22		
Agree	(4)	8	44.44%					
Uncertain	(3)	3	16.67%					
Disagree	(2)	0	0.00%					
Strongly disagree	(1)	0	0.00%					
				0 25 50 100	Question			
Response Rate				Mean		STD		Median
18/29 (62.07%)				4.22		0.73		4.00

Columbia University: Professional Studies







Fall 2018 - SPS MS - Course Evaluations

Course: BUSIPS4007_001_2018_3-PROGRAMMINGINJAVA
Instructor: Samuel Sultan *
TA: Laura Kunstler,Fernando Martin Uribe Quispe
Response Rate: 18/29 (62.07 %)







17 - Please evaluate each faculty instructor. What are Samuel Sultan's strengths? In what ways might his or her teaching be improved? In answering this question, you might address the clarity of the lectures or presentations and their relationship to the other elements of the course, the ability of the instructor to generate enthusiasm and facilitate discussion, the quality of feedback, availability, the timeliness of the return of assignments, etc. (4,000 characters) -

Response Rate	8/29 (27.59%)
<ul style="list-style-type: none"> • The teacher is extremely good at explaining. He is humorous and makes you remember every class content with his extraordinary teaching style. • Very enthusiastic and knowledgeable. He is very experienced in teaching and knows how to let students learn well. But sometimes maybe he is too enthusiastic during teaching. I couldn't tell whether he is mad or just in passion. • He is energetic, but the assessment such as exams are not good for students to learn java. • clear class structure and very nice examples • Professor is great and he has a lot passion in his teaching. Also very patient.T • good • There's absolutely no doubt that Sam Sultan is an enthusiastic professor and loves teaching. At times, though, I found him to be quite harsh in the way he responded to students' questions in class and through email. I do not find it fitting for an academic environment. He is very knowledgeable in the subject area and I do believe he wants his students to be as successful as possible, not only in his class but in our future careers as well. • I really appreciate our professor's enthusiasm when he teaches. Since I am a visual learning, it would be great if the professor could use more diagrams or drawings when he teaches. 	







18 - What is your overall assessment of the effectiveness of Samuel Sultan? -

Response Option	Weight	Frequency	Percent	Percent Responses	Means			
Excellent	(5)	9	50.00%			4.22		
Very good	(4)	5	27.78%					
Good	(3)	3	16.67%					
Fair	(2)	1	5.56%					
Poor	(1)	0	0.00%					
				0 25 50 100	Question			
Response Rate				Mean		STD		Median
18/29 (62.07%)				4.22		0.94		4.50

19 - Samuel Sultan's teaching methods helped me achieve the course's learning goals. -

Response Option	Weight	Frequency	Percent	Percent Responses	Means			
Strongly agree	(5)	9	50.00%			4.39		
Agree	(4)	7	38.89%					
Uncertain	(3)	2	11.11%					
Disagree	(2)	0	0.00%					
Strongly disagree	(1)	0	0.00%					
				0 25 50 100	Question			
Response Rate				Mean		STD		Median
18/29 (62.07%)				4.39		0.70		4.50

20 - Samuel Sultan was knowledgeable in the subject area. -







Response Option	Weight	Frequency	Percent	Percent Responses	Means			
Strongly agree	(5)	11	61.11%			4.61		
Agree	(4)	7	38.89%					
Uncertain	(3)	0	0.00%					
Disagree	(2)	0	0.00%					
Strongly disagree	(1)	0	0.00%					
				0 25 50 100	Question			
Response Rate				Mean		STD		Median
18/29 (62.07%)				4.61		0.50		5.00

Columbia University: Professional Studies







Fall 2018 - SPS MS - Course Evaluations

Course: BUSIPS4007_001_2018_3-PROGRAMMINGINJAVA
Instructor: Samuel Sultan *
TA: Laura Kunstler,Fernando Martin Uribe Quispe
Response Rate: 18/29 (62.07 %)







21 - Samuel Sultan encouraged useful participation and collaboration with fellow students through discussion and other activities. -

Response Option	Weight	Frequency	Percent	Percent Responses	Means			
Strongly agree	(5)	9	50.00%			4.28		
Agree	(4)	6	33.33%					
Uncertain	(3)	2	11.11%					
Disagree	(2)	1	5.56%					
Strongly disagree	(1)	0	0.00%					
				0 25 50 100	Question			
Response Rate				Mean	STD	Median		
18/29 (62.07%)				4.28	0.89	4.50		







22 - I understood how Samuel Sultan graded my assignments. -

Response Option	Weight	Frequency	Percent	Percent Responses	Means			
Strongly agree	(5)	10	55.56%			4.50		
Agree	(4)	7	38.89%					
Uncertain	(3)	1	5.56%					
Disagree	(2)	0	0.00%					
Strongly disagree	(1)	0	0.00%					
				0 25 50 100	Question			
Response Rate				Mean	STD	Median		
18/29 (62.07%)				4.50	0.62	5.00		

23 - Samuel Sultan provided timely and useful feedback on my assignments. -

Response Option	Weight	Frequency	Percent	Percent Responses	Means			
Strongly agree	(5)	10	55.56%			4.56		
Agree	(4)	8	44.44%					
Uncertain	(3)	0	0.00%					
Disagree	(2)	0	0.00%					
Strongly disagree	(1)	0	0.00%					
				0 25 50 100	Question			
Response Rate				Mean	STD	Median		
18/29 (62.07%)				4.56	0.51	5.00		

24 - Samuel Sultan was available via email and/or office hours for one-on-one consultation. -

Response Option	Weight	Frequency	Percent	Percent Responses	Means			
Strongly agree	(5)	8	44.44%			4.22		
Agree	(4)	6	33.33%					
Uncertain	(3)	4	22.22%					
Disagree	(2)	0	0.00%					
Strongly disagree	(1)	0	0.00%					
				0 25 50 100	Question			
Response Rate				Mean	STD	Median		
18/29 (62.07%)				4.22	0.81	4.00		